















# GARMENT CARE

*Michael H*

## Washing

	Machine wash at 95°C or less.
	Machine wash at 60°C or less.
	Machine wash at 60°C or less on reduced cycle.
	Machine wash at 50°C or less on reduced cycle.
	Machine wash at 40°C or less.
	Machine wash at 40°C or less on reduced cycle.
	Machine wash on gentle cycle at 40°C or less.
	Machine wash at 30°C or less.
	Machine wash at 30°C or less on reduced cycle.
	Machine wash on gentle cycle at 30°C or less.
	Hand wash only.
	Do not wash.

## Bleaching

	Chlorine bleach allowed in cold and diluted solution.
	Do not use chlorine bleach.

## Drying





	Dry flat.
	Hang Dry.
	Drip dry.
	May be tumble dried, no restrictions.
	Tumble dry at low setting.

**GARMENT CARE**







*Michael H*

	Tumble dry at high setting.
	Do not tumble dry.

**Ironing**

	Iron at maximum temperature of 110°C.
	Iron at maximum temperature of 150°C.
	Iron at maximum temperature of 200°C.
	Do not iron

**Dry Cleaning**

Dry Clean Only	Must be taken to a professional dry cleaning company for cleaning.
	May be dry cleaned in any type of solvent normally used in dry cleaning processes.
	May be dry cleaned in any type of solvent normally used in dry cleaning processes except trichloroethylene.
	Limitations are placed on the addition of water/mechanical action or temperature during normal dry cleaning process.
	Only petroleum solvents may be used.
	Limitations are placed on the addition of water/mechanical action or temperature during normal dry cleaning process..
	Do not dry clean.

**OTHER SPECIAL INSTRUCTIONS**

Other instructions regarding the special care of certain garments may also appear on our care labels and should be followed in conjunction with any other symbols indicated.

Wash Dark Colours Separately	Dark colour garments must be washed separately from light colour garments to avoid colour run between garments.
Remove Trims before Washing	Garments with delicate trims such as feathers must have the trims removed before washing commences.
Wash Inside Out	Garments must be washed inside out to prevent damage to any delicate fabric or embellishments on the right side of the garment.
Do Not Soak	Garments must not be soaked in water under any circumstances. This will damage the fabric fibres.

**GARMENT CARE***Michael H*

Do Not Wring	Garments must not be wrung after washing. This will lead to damage to delicate fabrics, embellishments, beads or stones or will cause further creasing.
Buttons Must Be Removed before Cleaning	In order to prevent damage to certain buttons, they must be removed from the garment before cleaning commences.
Drip Dry in Shade	Drip drying garments in the shade and out of direct contact with sunlight prevents discoloration of the fabric.
Dry Away from Direct Heat or Light	Direct heat or light can affect fabric colours and/or structure and garments must be kept away from either of these until fully dry.
Ensure beads/stones do not come in contact with direct or indirect heat.	Garments with added beads or stones are easily damaged when in contact with any heat source. Such garments must be kept away for both direct and indirect heat at all times.
Iron on Reverse	Garments must be ironed on the wrong side to prevent damage to any delicate fabric or embellishments on the right side of the garment.
Iron While Damp	Certain fabrics are best ironed while damp to more easily remove creases.
Take Care When Pressing Mesh Fabric	Mesh fabric on garments must be pressed using a cool iron. Hot iron pressing will cause permanent damage to the mesh.
No Steam	Steam must not be used on certain fabrics. Ensure this function is turned off on your iron before commencing.
Dry Clean if Part of a Suit	We highly recommend having all garments of a suit dry cleaned at the same time as repeated dry cleaning of only one part of the suit may result in colour fading.
Crease Care	Fabrics may be more creased than normal as part of the inherent design of the garment. Therefore, any crease care instructions given must be followed.
Snag Care	Certain fabrics may snag more than others and require particular care when both wearing and cleaning the garment. Snag care instructions must be followed.
Flat Pack	With certain garments, we recommend that they are stored flat in order to maintain the shape of the garment.